


## PAE348 with Wingle attached



Tel : 07 3888 3793 Email : sales@jva-fence.com.au  
<https://www.jva-fence.com.au/>



ST138 6 July 2023


Electric Fencing Products



## PAE348/PTE0348 USB Power Supply

The JVA USB power supply is designed for usage with any USB powered wireless cellular hotspot dongle (wingle). The output is set at 5.1v and has an optional pin select to enable power cycling of the wingle every 24 hours.

The 24 hour reset is designed to wake up a wingle that has locked up.



## Installation Instructions

To connect the wingle to the power supply, plug the USB socket into the receiver, attached to the PAE348/PTE0348.

Attach the 12v power supply (12v battery) into the input connector via the blue termination block included with the device.

**NOTE: If the wingle does not connect to a cell tower, connect an external antenna to port 1 if possible (TS9 connector)**

### Caution - Use correct 5 pin header


The PAE348 has two 5 pin headers; one for factory programming and one for USB 5.1v power out.

**Do Not** connect the USB socket to the factory programming header.

### TS9 stub antenna



## PTE0348 in Web Server case



## Wingle with external Antenna

